

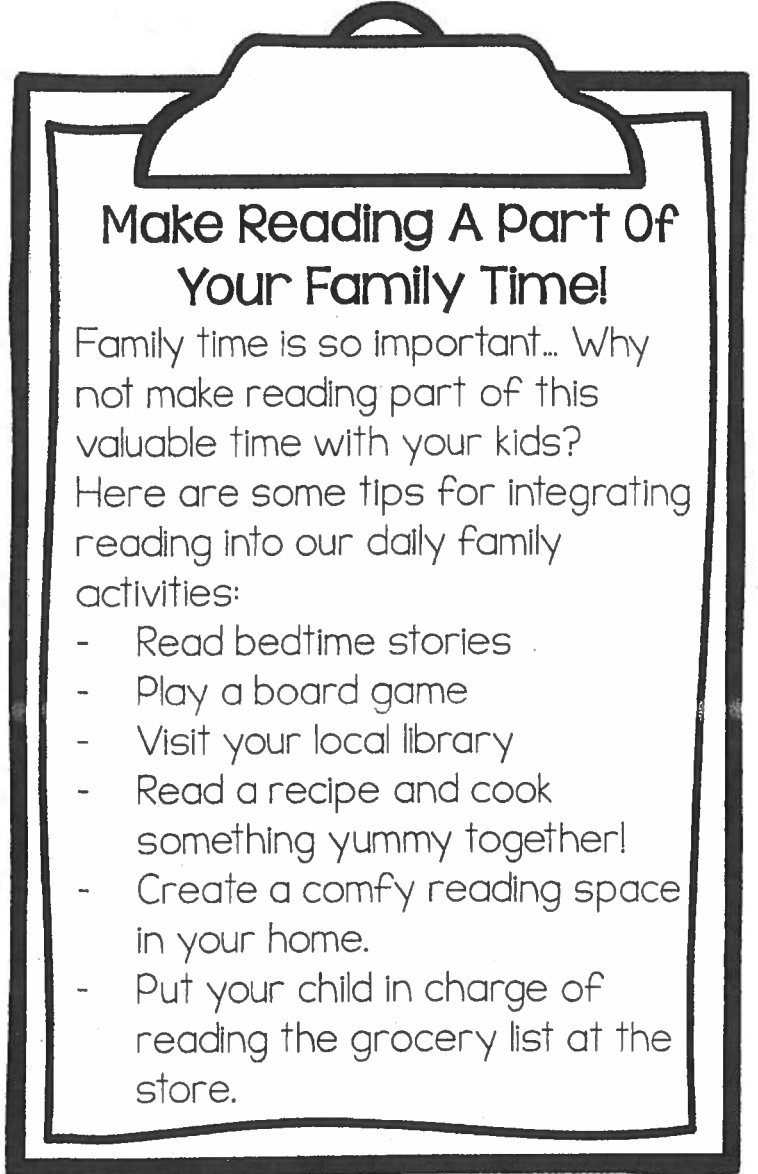
# Reading At Home...

## Can Make A HUGE Difference!



### Choose Books That Are At An Appropriate Reading Level For Your Child


- Use the five finger rule. Open the book to any page and ask your child to read. Put up a finger every time your child does not know a word. If you have put up more than five fingers before the end of the page, this book is too hard for your child.
- Choose books that match your child's likes and interests.



### Make Reading A Part Of Your Family Time!


Family time is so important... Why not make reading part of this valuable time with your kids? Here are some tips for integrating reading into our daily family activities:

- Read bedtime stories
- Play a board game
- Visit your local library
- Read a recipe and cook something yummy together!
- Create a comfy reading space in your home.
- Put your child in charge of reading the grocery list at the store.




Keep plenty of reading materials in your home: books, magazines, newspapers, and comic books. Children enjoy having a variety of reading materials!

15-20  
minutes is  
plenty for  
a beginning  
reader!




## How To Read With A Beginning Reader:

- Encourage your child to use his/her finger to point to each word.
- Read a sentence and have your child repeat it.
- Take turns reading a sentence each or a page each.
- Talk about the story as you read it. What do you think will happen next? What does this story remind you of? How do you think this character feels?
- Don't be afraid to read the same book again! Repeated reading helps build reading fluency!



## Check For Understanding

- ✓ Start the book by making predictions. What do you think will happen in this story?
- ✓ Ask questions and make comments during the reading process.
- ✓ After reading a book, have your child tell you the events from the story in the correct order.
- ✓ What was the problem in this story?
- ✓ How did the character feel when...?
- ✓ Encourage your child to make connections. Does this story remind you of another book you read, an event in your life, a movie?



## Read Books Online!

There are many fun and interactive websites for literacy.

Here are a few FREE online resources:

[www.starfall.com](http://www.starfall.com)

[www.speakaboos.com](http://www.speakaboos.com)

[www.spellingcity.com](http://www.spellingcity.com)

[www.wegivebooks.org](http://www.wegivebooks.org)

<http://interactivesites.weebly.com>

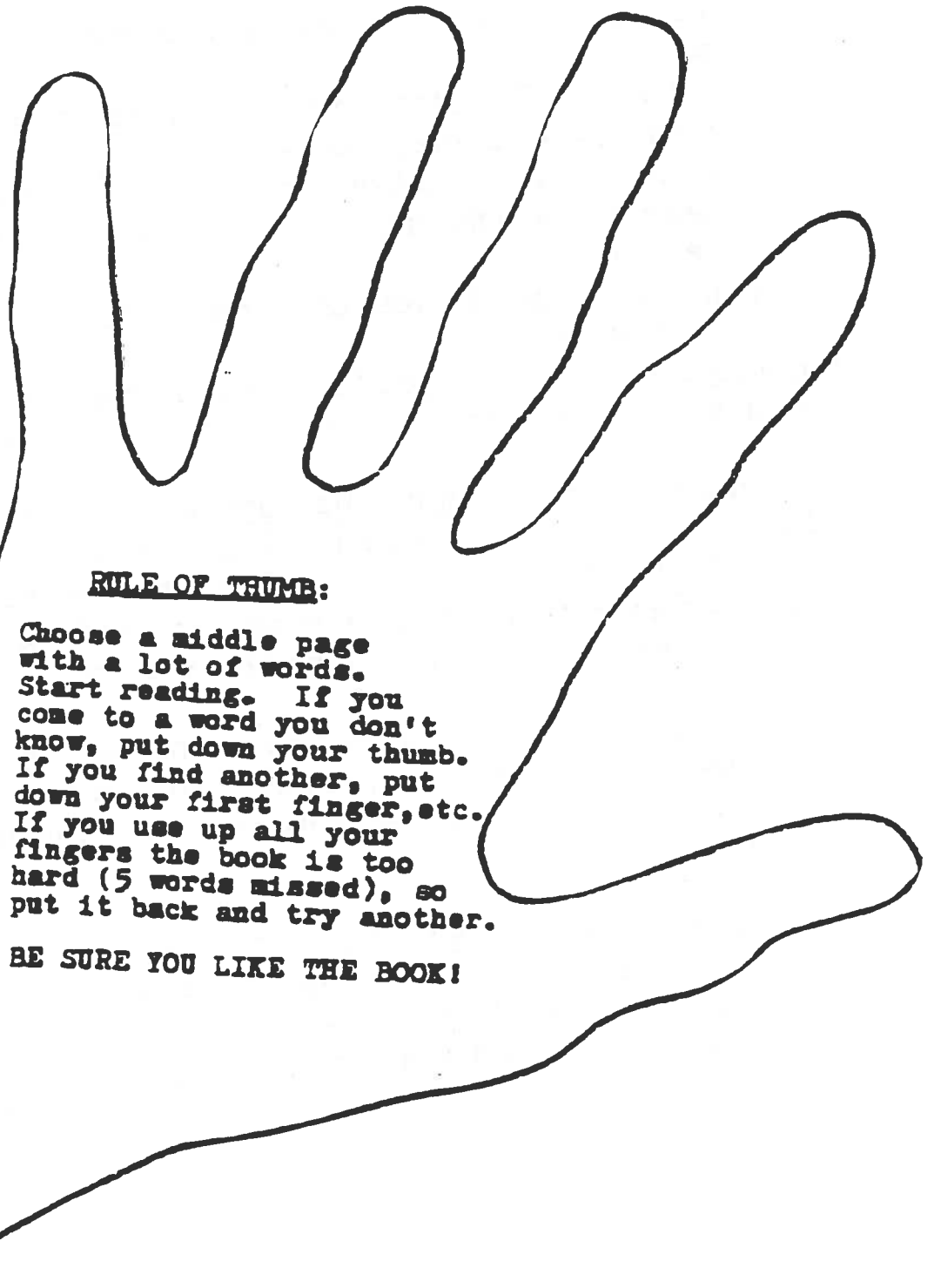


# How to read a book with your child

1. Find a book your child is interested in, let him or her pick it out, if possible.
  - a. If it is too difficult for him or her to read, you read it to them. Let them talk about the pictures.
  - b. If your child misses five or more words per page you might offer to keep the story flowing by reading every other page, paragraph, or sentence.
  - c. If it is too easy, let your child read it anyway to build fluency and confidence.
2. Encourage your child to read to grandparents, little brothers and sisters, neighbor children, and of course, you and your spouse.
3. Generally just tell him or her the words that he/she doesn't know. Sometimes you might ask your child to look at the first letter of the word and tell you what sound it makes. See if that clue helps him or her identify the word. Resist the temptation to say things like "You knew that word yesterday, why don't you remember it?" or "You're not trying."
4. Discuss the story. Ask your child questions like "What would have happened if...?" or "Why do you think Jerry did that?" Ask factual questions. Ask questions that make your child give you more than "yes" or "no" answers.
5. Praise your child lavishly for his or her progress. Look for things on which to sincerely compliment; such as remembering a difficult word, being attentive, completing a story, reading a new word, or reading with expression.



## Rule of Thumb for Selecting Appropriate Reading Material...



### RULE OF THUMB:

Choose a middle page  
with a lot of words.  
Start reading. If you  
come to a word you don't  
know, put down your thumb.  
If you find another, put  
down your first finger, etc.  
If you use up all your  
fingers the book is too  
hard (5 words missed), so  
put it back and try another.

**BE SURE YOU LIKE THE BOOK!**